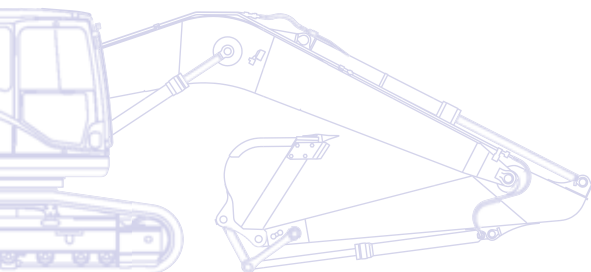


# KOMATSU

**PC**  
**800**



## Hydraulic Excavator **PC800-8/LC-8**



### ENGINE POWER

370 kW / 496 HP @ 1.800 rpm

### OPERATING WEIGHT

PC800-8: 78.800 - 81.700 kg

PC800LC-8: 81.800 - 84.700 kg

### BUCKET CAPACITY



max. 6,91 m<sup>3</sup>

# Walk-Around

The Komatsu Dash 8 crawler excavators set new worldwide standards for quarry & mining equipment. Operator safety and comfort is a focal point in their design, and their outstanding performance and specifications will contribute directly to the success of your business. These powerful and robust machines are designed to stand up to the hardest working conditions while still maintaining maximum productivity. Safely rely on Komatsu's 80 years of experience and commitment to quality and durability: your Dash 8 crawler excavator will quickly become your number one business partner.

## Powerful and environmentally friendly

- Low consumption ecot3 engine
- Hydraulic drive radiator cooling fan
- Less ambient noise
- Eco-gauge and idle caution
- Selectable working modes



## Maximum productivity

- Powerful digging force
- PowerMax
- Heavy lift mode
- Shockless boom control
- Swing priority mode



# PC800-8

## ENGINE POWER

370 kW / 496 HP @ 1.800 rpm

## OPERATING WEIGHT

PC800-8: 78.800 - 81.700 kg  
PC800LC-8: 81.800 - 84.700 kg

## BUCKET CAPACITY

max. 6,91 m<sup>3</sup>

## Highest safety standards

- Safe SpaceCab™
- Rear view camera
- Optimal jobsite safety
- Safe access, easy maintenance
- Laminated front screen

## First-class operator comfort

- Wide, spacious cab
- Low noise design
- Low vibration levels
- Pressurised cab
- Large, widescreen TFT monitor panel



**KOMTRAX**

Komatsu wireless  
monitoring system

## Quality you can rely on

- Reliable and efficient
- High strength booms and arms
- High pressure in-line filtration
- Komatsu-quality components
- Rugged design

# Maximum Productivity

## Powerful digging force

Thanks to the high engine output and an optimised hydraulic system, the PC800-8 delivers a powerful bucket digging force of up to 471 kN (48 tonnes) at PowerMax and an arm crowd force of up to 374 kN (38,1 tonnes) at PowerMax.

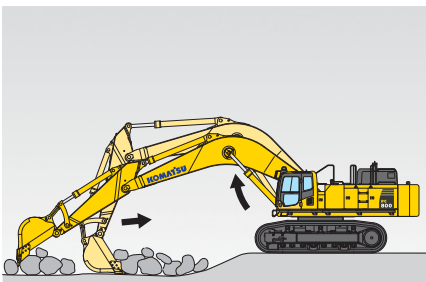
## PowerMax

The PC800-8 is now equipped with the one-touch PowerMax function that gives you maximum digging force when you need it most. It increases standard digging force by almost 10% and automatically switches off after 8 seconds to conserve fuel.

## Heavy lift mode

When handling rock or for heavy lifting applications, the operator can select the “heavy lift” mode to gain 10% more lifting force on the boom.

## Two-mode boom control




*Smooth mode  
Boom floats upward, reducing lifting of machine front. This facilitates gathering blasted rock and scraping down operations.*

## Shockless boom control

The PC800-8 features a shockless valve (double-check slow return valve) that automatically reduces the vibration level when operating the boom. Operator fatigue is reduced - which can improve safety and productivity- and spillage caused by vibrations is minimised.

## Swing priority mode

A twin swing motor system provides excellent swing performance, with high speed and strong braking power. The swing priority setting allows using the same smooth motion for either 180° or 90° loading operations. By altering the oil flow, the operator selects either boom or swing as the priority for increased production.



*Power mode  
Boom pushing force is increased, ditch digging and box digging operation on hard ground are improved.*





# Powerful and Environmentally Friendly

## Low consumption ecot3 engine

Designed and manufactured by Komatsu, the SAA6D140E-5 engine provides high torque, a better performance at low speed, and low fuel consumption. With direct fuel injection, turbocharger, common rail air-to-air aftercooler and cooled EGR system, productivity and fuel efficiency are maximized. The Komatsu SAA6D140E-5 engine is certified for EPA Tier III and EU Stage IIIA emission regulations.

## Exceptional drawbar pull and steering force

Regardless of the selected travel speed, the final drives automatically compensate for the load and give maximum driving force whenever needed. As a result, the PC800-8 generates exceptional drawbar pull and steering force, giving smooth, confident and safe machine movement.

## Eco-gauge and idle caution

The unique ECO-gauge helps the operator reduce emissions and fuel consumption for environmentally friendly and energy saving operations. And to further avoid wasting fuel when the machine is not actually working, a standard-fit idle caution is displayed if the engine idles for 5 minutes or more.

## Hydraulic drive radiator cooling fan

The engine cooling fan rotation speed is electronically controlled and depends on the engine coolant and the hydraulic oil temperatures: the higher the temperature, the faster the fan will turn. This system increases fuel efficiency, reduces the operating noise levels and requires less horsepower than belt driven fans.

## Less ambient noise

The PC800-8 is an exceptionally powerful machine that maintains low operating noise levels. In addition to the electronically-controlled variable-speed fan drive, external noise levels are further reduced to meet EU Stage 2 noise regulations by a low-noise glass wool furnished muffler with cover, a hybrid fan, and low-noise components.



Komatsu SAA6D140E-5



Variable speed fan



Eco-gauge





## Selectable working modes

The selectable “Power” or “Economy” modes are designed to match the engine speed, pump speed and system pressure to the current application. They give the operator the flexibility to match the equipment performance to the job at hand. The Economy mode has 4 stages, for an optimum combination of economy and production, while Power Modes can be switched to reduce fuel consumption where maximum breakout force is not needed.



# First-Class Operator Comfort

## Wide spacious cab

The wide and spacious cab includes a newly designed heated air suspension seat with a high backrest. The seat height and longitudinal inclination are easily adjusted with a pull-up lever. You can also set the operational posture of the armrest and the position of the console or recline the seat all the way and place it into a fully flat state with the headrest attached.

## Pressurised cab

An automatic air conditioner, an air filter and a positive internal air pressure (60 Pa) combine to prevent external dust from entering the cab.

## Low noise design

Komatsu Dash 8 crawler excavators feature the lowest in-class external noise levels and are especially well-suited for work in confined spaces or urban areas. Reduced fan speed, a large capacity radiator, and the optimal usage of sound insulation and of sound absorbing materials help to make noise levels inside Dash 8 excavators comparable to those inside an executive car.

## Cab damper mounting

The built-in stability of the Komatsu PC800-8, combined with a highly rigid deck and a sprung multi-layer viscous mount system, drastically reduces vibration levels for the operator.



Automatic air conditioner



Storage compartment



3 button lever








## Large, widescreen TFT monitor

To enable safe, accurate and smooth work, the user friendly monitor is the highly intuitive user interface for the machine's Equipment Management and Monitoring System (EMMS). Multilingual and with all essential information available at a glance, it features simple and easy to operate switches and multifunction keys that provide the operator with fingertip access to a wide range of functions and operating information.



# Highest Safety Standards

## Safe SpaceCab™

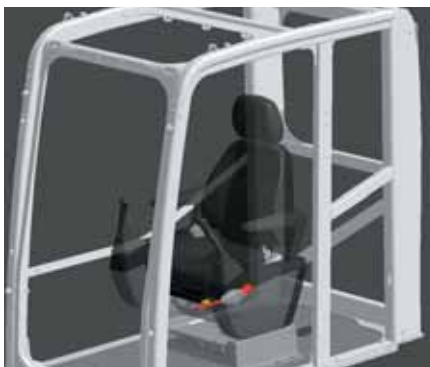
Specifically designed for Komatsu excavators, the Dash 8 cab has a tubular steel frame. It provides very high shock absorbency, impact resistance and durability. The seat belt is designed to keep the operator in the safety zone of the cab in the event of a roll-over. At your request, the Komatsu PC800-8 can also be fitted with an ISO 10262 Level 2 Falling Object Protective System (FOPS).

## Safe and easy maintenance

Thermal guards are placed around high temperature parts of the engine. The fan belt and pulleys are well protected and in case of damage, fire risk is reduced by a pump/engine partition that prevents hydraulic oil from spraying onto the engine.

## Safe access

A wide catwalk and large handrails give safe and easy access to the cab and to maintenance check points. Very durable anti-slip plates – with additional high friction covering – maintain long term traction performance.



Safe SpaceCab™

## Excellent visibility

The PC800-8's large capacity cab and increased glass area provide superb front visibility. Large mirrors on both sides ensure that machine visibility meets the latest ISO standards. Additional work lamps and a rotating beacon are fitted as standard, further enhancing safety.

## Laminated front screen

The front screen of the PC800-8 is made of laminated glass, for enhanced protection against chips produced by rock breaking work. The single-piece design offers an uninterrupted view of the working area.



Step light with timer



Standard rear view camera





# Quality You Can Rely On

## Reliable and efficient

Productivity is the key to success – all major components of the PC800-8 are designed and manufactured by Komatsu. All essential functions are perfectly matched for a highly reliable and productive machine.

## High strength boom and arm

Thanks to the large cross-sectional structure made with high tensile strength steel and a thick plate and partition wall, the boom and arm provide excellent durability and are highly resistant to bending and twisting. Highly durable rubbing strips on the underside of the arm protect the structure from any material that might fall from the bucket.

## High pressure in-line filtration

The PC800-8 has the most extensive filtration system available, providing in-line filters as standard equipment. An in-line filter in the outlet port of each main hydraulic pump reduces failure caused by contamination.

## Komatsu-quality components

With the latest computer design techniques and a thorough test programme, Komatsu's global know-how produces machines that are designed, manufactured and tested to meet your highest standards.

## Rugged design

Komatsu strives to minimise the welding areas on every machine - particularly in highly loaded areas. The swing circle mounting on the upper structure of the machine and the undercarriage tower to which the swing circle is attached are made from one piece of solid steel, with no welding. The undercarriage is strengthened to provide excellent reliability and durability when working on rocky ground or blasted rock. Sturdy guards shield the travel motors and piping against damage from rocks.



*Komatsu bucket with Kmax teeth*



*Sturdy travel motor guards*



*Full length track roller guards (optional)*



# Komatsu Wireless Monitoring System

## The easy way to higher productivity

KOMTRAX™ is the latest in wireless monitoring technology. It delivers insightful and cost saving information about your fleet and equipment and offers you a wealth of information to facilitate peak machine performance. By creating a tightly integrated web of support it allows pro active and preventive maintenance and helps you to efficiently run a business.

## Knowledge

You get quick answers to basic and critical questions about your machines - what they're doing, when they did it, where they're located, how they can be used more efficiently, and when they need to be serviced. Performance data is relayed by satellite from your machine to your computer and to your local Komatsu distributor - who's readily available for expert analysis and feedback.

## Convenience

KOMTRAX™ helps to conveniently manage your fleet on the web, wherever you are. Data is analysed and packaged specifically for easy and intuitive viewing in maps, lists, graphs and charts. You can anticipate the type of service and parts your machines could require, or troubleshoot problems before Komatsu technicians arrive on site.

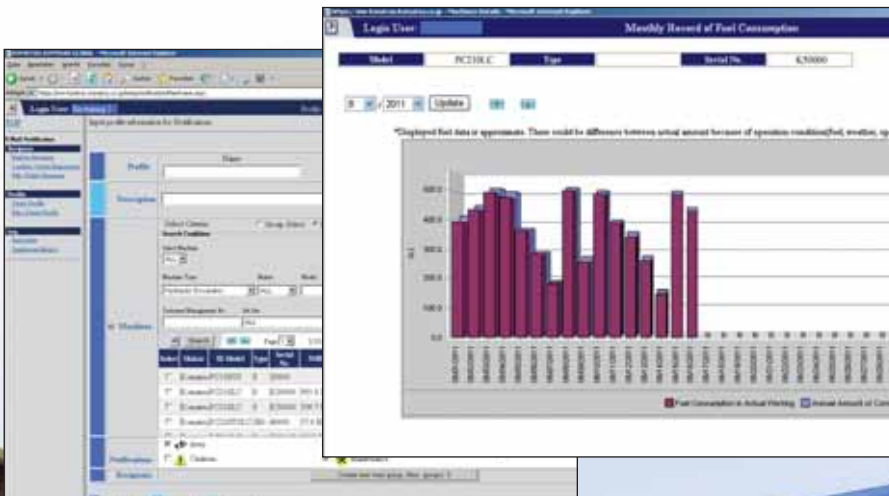


## Power


The detailed information that KOMTRAX™ puts at your fingertips 24 hours a day, 7 days a week gives you the power to make better daily and long-term strategic decisions. You can anticipate problems, customize maintenance schedules, minimize downtime and keep your machines where they belong – working on the job site.



Through the web application, a variety of search parameters are available to quickly find information about specific machines based on key factors such as utilization rates, age, various notification messages, and more.



A simple chart shows the machine's fuel consumption and helps you to calculate total costs for a job site and conveniently schedule fuel deliveries.



# Easy Maintenance



## Steps connected to the machine cab

For easy engine and maintenance, steps allow access from the left hand catwalk to the top of the machine.



## Centralized service

Check points are concentrated on one side of the engine to facilitate daily servicing.



## Motorised grease gun equipped with hose reel

Greasing is made easy with the electric motorised grease gun and indicator.

## Easier radiator cleaning

Reverse rotation function of fan allows easier cleaning of the radiator.



## 5-step dust indicator

Informs of air cleaner clogging in 5 steps to warn of filter condition.



## Long-life oil filters

The hydraulic oil filter uses high performance filtering material for long element replacement intervals, which significantly reduces maintenance costs.



## Flexible warranty

When you purchase Komatsu equipment, you gain access to a broad range of programmes and services that have been designed to help you get the most from your investment. For example, Komatsu's Flexible Warranty Programme provides a range of extended warranty options on the machine and its components. These can be chosen to meet your individual needs and activities. This programme is designed to help reduce total operating costs.





## ENGINE

Model ..... Komatsu SAA6D140E-5  
 Type ..... Common rail direct injection, water-cooled,  
 cooled EGR, turbocharged, after-cooled diesel  
 Engine power  
 at rated engine speed ..... 1.800 rpm  
 ISO 14396 ..... 370 kW / 496 HP  
 ISO 9249 (net engine power) ..... 363 kW / 487 HP  
 No. of cylinders ..... 6  
 Bore × stroke ..... 140 × 165 mm  
 Displacement ..... 15,24 ltr  
 Fan drive type ..... Hydraulic, reversible

## HYDRAULIC SYSTEM

Type ..... Open-center load-sensing system  
 Additional circuits ..... Additional hydraulic function (preparation),  
 double acting only  
 Number of selectable working modes ..... 2  
 Main pump ..... Variable capacity piston pump  
 Pumps for ..... Boom, arm, bucket, swing, and travel circuits  
 Maximum pump flow ..... 2 × 494 ltr/min  
 Fan drive pump ..... Variable capacity piston pump  
 Hydraulic motors:  
 Travel ..... 2 × axial piston motor with parking brake  
 Swing ..... 2 × axial piston motor with swing holding brake  
 Relief valve settings  
 Implement circuits ..... 320 bar  
 Travel circuit ..... 350 bar  
 Swing circuit ..... 290 bar  
 Heavy lift circuit ..... 350 bar  
 Pilot circuit ..... 30 bar

## UNDERCARRIAGE

Construction ..... H-leg frame with box section track-frames  
 Track assembly  
 Type ..... Fully sealed  
 Shoes (each side) ..... 47 (PC800LC-8: 51)  
 Tension ..... Hydraulic  
 Rollers  
 Track rollers (each side) ..... 8 (PC800LC-8: 9)  
 Carrier rollers (each side) ..... 3

## OPERATING WEIGHT (APPR.)

Work equipment	PC800-8				PC800LC-8			
	7,1 m boom / 2,9 m arm / 4,0 m³ bucket (SAE)		8,0 m boom / 3,6 m arm / 3,4 m³ bucket (SAE)		7,1 m boom / 2,9 m arm / 4,0 m³ bucket (SAE)		8,0 m boom / 3,6 m arm / 3,4 m³ bucket (SAE)	
Wide double grouser shoes	Operating weight	Ground pressure	Operating weight	Ground pressure	Operating weight	Ground pressure	Operating weight	Ground pressure
610 mm	78.800 kg	1,30 kg/m²	79.700 kg	1,31 kg/m²	-	-	-	-
710 mm	79.500 kg	1,12 kg/m²	80.400 kg	1,14 kg/m²	81.000 kg	1,04 kg/m²	81.900 kg	1,05 kg/m²
810 mm	80.200 kg	0,99 kg/m²	81.100 kg	1,00 kg/m²	81.700 kg	0,92 kg/m²	82.600 kg	0,93 kg/cm²
910 mm	80.900 kg	0,89 kg/m²	81.800 kg	0,90 kg/m²	82.400 kg	0,82 kg/m²	83.300 kg	0,83 kg/m²
1.010 mm	-	-	-	-	83.100 kg	0,75 kg/m²	84.000 kg	0,76 kg/cm²
1.110 mm	-	-	-	-	83.800 kg	0,69 kg/m²	84.700 kg	0,69 kg/cm²

Operating weight, including boom, arm, bucket, operator, lubricant, coolant, full fuel tank and the standard equipment.

## SWING SYSTEM

Type ..... Hydraulic motor  
 Swing reduction ..... Planetary gear  
 Swing circle lubrication ..... Grease-bathed  
 Swing lock ..... Oil disc brake  
 Swing speed ..... 6,8 rpm

## DRIVES AND BRAKES

Steering control ..... 2 levers with pedals  
 Drive method ..... Fully hydrostatic  
 Travel motor ..... Axial piston motor, in-shoe design  
 Reduction system ..... Planetary double reduction  
 Max. drawbar pull ..... 57.000 kg  
 Gradeability ..... 70%  
 Max. travel speeds  
 Lo / Hi ..... 2,8 / 4,2 km/h  
 Service brake ..... Hydraulic lock  
 Parking brake ..... Oil disc brake

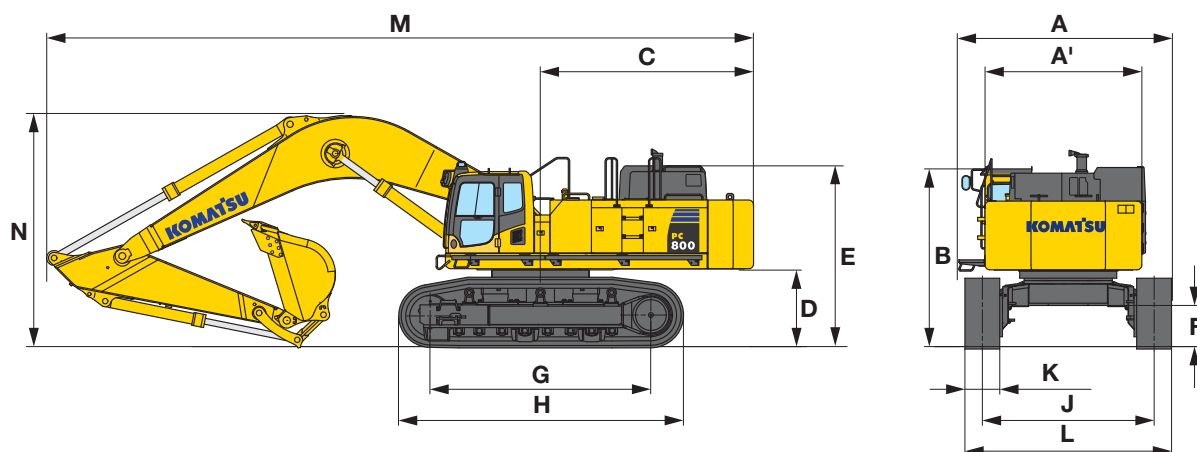
## SERVICE REFILL CAPACITIES

Fuel tank ..... 980 ltr  
 Radiator ..... 100 ltr  
 Engine oil ..... 53 ltr  
 Swing drive ..... 2 × 24,5 ltr  
 Hydraulic tank ..... 470 ltr  
 Final drive (each side) ..... 20 ltr  
 PTO case ..... 6 ltr

## ENVIRONMENT

Engine emissions ..... Fully complies with EU Stage IIIA and  
 EPA Tier III exhaust emission regulations  
 Noise levels  
 LwA external ..... 108 dB(A) (2000/14/EC Stage 2)  
 LpA operator ear ..... 73 dB(A) (ISO 6396 dynamic test)  
 Vibration levels (EN 12096:1997)\*  
 Hand/arm ..... ≤ 2,5 m/s² (uncertainty K = 0,20 m/s²)  
 Body ..... ≤ 0,5 m/s² (uncertainty K = 0,04 m/s²)  
 \* for the purpose of risk assessment under directive 2002/44/EC,  
 please refer to ISO/TR 25398:2006.

# Dimensions & Performance Figures



MODEL	PC800LC-8		PC800-8	
	8,0 m	7,1 m	8,0 m	7,1 m
Boom length	8,0 m	7,1 m	8,0 m	7,1 m
Arm length	3,6 m	2,9 m	3,6 m	2,9 m
A Overall width of upper structure (incl. catwalk)	4.335 mm	4.335 mm	4.335 mm	4.335 mm
A' Machine cab width	3.265 mm	3.265 mm	3.265 mm	3.265 mm
B Overall height of cab (to top of Komtrax antenna)	3.720 mm	3.720 mm	3.720 mm	3.720 mm
C Tail swing radius	4.400 mm	4.400 mm	4.400 mm	4.400 mm
D Clearance under counterweight	1.560 mm	1.560 mm	1.560 mm	1.560 mm
E Machine tail height (to top of engine cover)	3.665 mm	3.665 mm	3.665 mm	3.665 mm
F Ground clearance	840 mm	840 mm	840 mm	840 mm
G Tumbler center distance	5.020 mm	5.020 mm	4.500 mm	4.500 mm
H Track length	6.327 mm	6.327 mm	5.810 mm	5.810 mm
J Track gauge (working position)	3.500 mm	3.500 mm	3.500 mm	3.500 mm
K Track shoe width	710 mm	710 mm	610 mm	610 mm
L Width of crawler	4.210 mm	4.210 mm	4.110 mm	4.110 mm
Width of crawler (when retracted)	3.490 mm	3.490 mm	3.390 mm	3.390 mm
M Overall length	13.995 mm	13.130 mm	13.995 mm	13.130 mm
N Overall height (to top of boom)	4.850 mm	4.615 mm	4.850 mm	4.615 mm

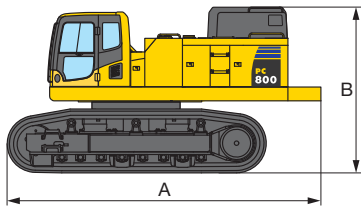
## MAX. BUCKET CAPACITY AND WEIGHT

	PC800-8				PC800LC-8			
	2,9 m (7,1 m boom)		3,6 m (8,0 m boom)		2,9 m (7,1 m boom)		3,6 m (8,0 m boom)	
Material weight up to 1,2 t/m <sup>3</sup>	6,55 m <sup>3</sup>	4.225 kg	5,31 m <sup>3</sup>	3.950 kg	6,91 m <sup>3</sup>	4.300 kg	5,60 m <sup>3</sup>	4.025 kg
Material weight up to 1,5 t/m <sup>3</sup>	5,40 m <sup>3</sup>	3.975 kg	4,38 m <sup>3</sup>	3.750 kg	5,70 m <sup>3</sup>	4.025 kg	4,61 m <sup>3</sup>	3.800 kg
Material weight up to 1,8 t/m <sup>3</sup>	4,60 m <sup>3</sup>	3.800 kg	3,73 m <sup>3</sup>	3.625 kg	4,85 m <sup>3</sup>	3.850 kg	3,93 m <sup>3</sup>	3.650 kg

Max. capacity and weight have been calculated according to ISO 10567:2007.

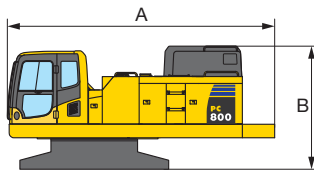
Please consult with your distributor for the correct selection of buckets and attachments to suit the application.

## UPPER STRUCTURE + UNDERCARRIAGE



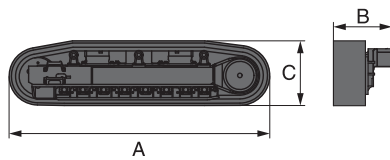
	PC800-8	PC800LC-8
A Length	6.900 mm	7.160 mm
B Height	3.890 mm	3.890 mm
Overall width	3.535 mm	3.535 mm
Weight	49.500 kg	51.700 kg

## UPPER STRUCTURE



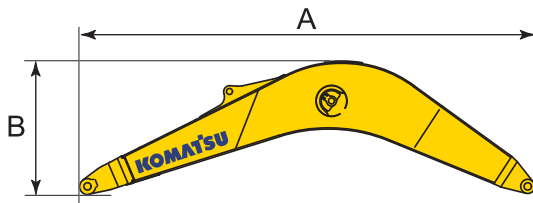
	PC800/LC-8
A Length	6.040 mm
B Total height	3.005 mm
Overall width	3.295 mm
Weight	27.000 kg

## UNDERCARRIAGE



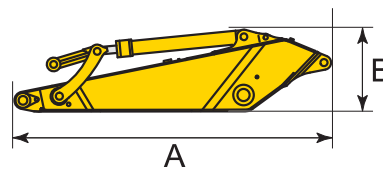
	PC800-8	PC800LC-8
Quantity	2	2
A Length	5.810 mm	6.330 mm
B Overall width	1.000 mm	1.000 mm
C Height	1.445 mm	1.445 mm
Weight	22.000 kg (2 × 11.000 kg)	24.200 kg (2 × 12.100 kg)

## Boom



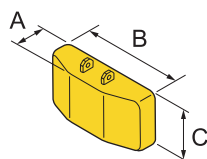
BOOM LENGTH	7,1 m	8,0 m
A Length	7.430 mm	8.380 mm
B Height	2.695 mm	2.695 mm
Overall width	1.500 mm	1.500 mm
Weight	7.300 kg	8.200 kg

## Arm



ARM LENGTH	2,9 m	3,6 m
A Length	4.080 mm	5.120 mm
B Height	1.695 mm	1.420 mm
Overall width	750 mm	750 mm
Weight	4.900 kg	4.900 kg

## COUNTERWEIGHT



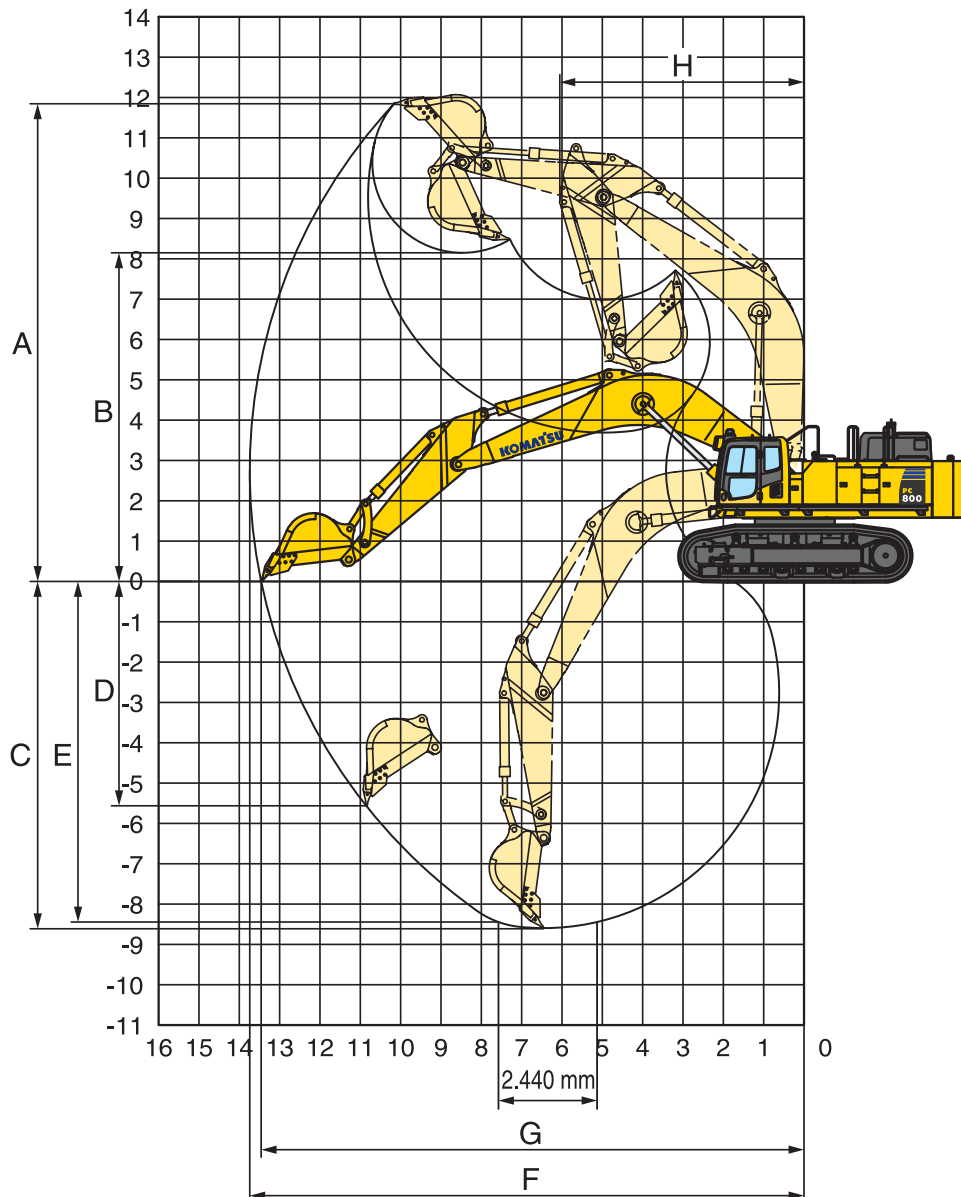
	PC800/LC-8
A Width	950 mm
B Length	3.195 mm
C Height	1.540 mm
Weight	11.850 kg

## CYLINDERS

BOOM CYLINDER	
A Length	3.235 mm
Weight	1.550 kg (2 × 755 kg)

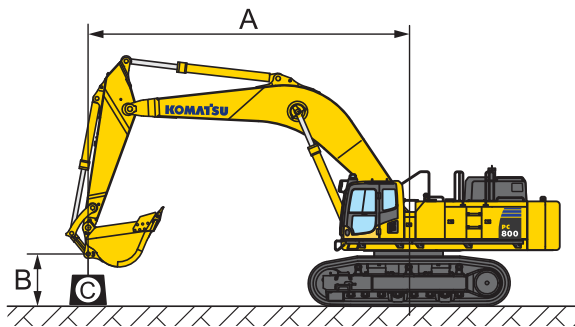
ARM CYLINDER	
A Length	2.595 mm
Weight	990 kg (2 × 495 kg)

# Working Range



MODEL	PC800LC-8	PC800-8
Boom length	8,0 m	7,1 m
Arm length	3,6 m	2,9 m
A Max. digging height	11.955 mm	11.330 mm
B Max. dumping height	8.235 mm	7.525 mm
C Max. digging depth	8.445 mm	7.130 mm
D Max. vertical wall digging depth	5.230 mm	4.080 mm
E Max. digging depth of cut for 2,44 m level	8.310 mm	6.980 mm
F Max. digging reach	13.660 mm	12.265 mm
G Max. digging reach at ground level	13.400 mm	11.945 mm
H Min. swing radius	5.985 mm	5.645 mm
Bucket digging force (ISO)	40.500 kg	48.000 kg
Arm crowd force (ISO)	33.300 kg	38.100 kg

## PC800-8



A – Reach from swing centre

B – Bucket hook height

C – Lifting capacities

– Rating over front

– Rating over side

– Rating at maximum reach

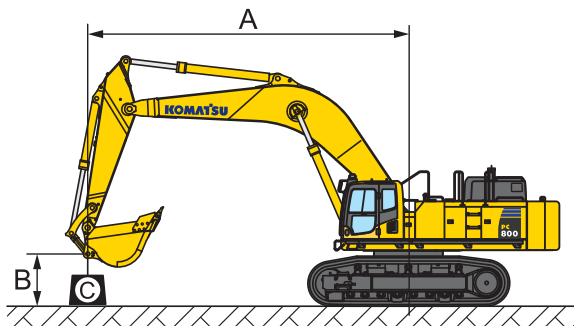
With 610 mm shoes

Arm length	A		9,0 m		7,5 m		6,0 m		4,5 m		3,0 m		
	B												
<b>Heavy Lift: OFF</b>  3,6 m  3,1 m³ Boom: 8,0 m	9,0 m	kg *7.390	*7.390										
	7,5 m	kg *7.480	*7.480	*11.120	*11.120								
	6,0 m	kg *7.780	*7.780	*12.160	*12.160	*14.140	*14.140						
	4,5 m	kg *8.300	*8.300	*13.470	*13.470	*16.450	*16.450	*22.230	*22.230				
	3,0 m	kg *9.070	8.060	*14.790	13.400	*18.640	17.990	*24.140	*24.140				
	1,5 m	kg *10.200	7.880	*15.840	12.740	*20.140	17.070	*25.830	24.020				
	0,0 m	kg 10.390	7.990	15.760	12.230	*20.740	16.340	*25.150	23.180	*13.570	*13.570		
	-1,5 m	kg 11.000	8.460	15.430	11.920	*20.720	15.950	*26.920	22.920	*12.680	*12.680	*12.660	*12.660
	-3,0 m	kg 12.230	9.420	15.330	11.830	*20.080	15.880	*25.650	23.110	*21.930	*21.930	*14.290	*14.290
	-4,5 m	kg *13.500	11.260	*14.480	12.030	*18.470	16.140	*23.360	*23.190	*29.600	*29.600	*23.400	*23.400
-6,0 m	kg *13.810	*13.810			*15.270	*15.270	*19.600	*19.600	*24.550	*24.550			
<b>Heavy Lift: ON</b>  3,6 m  3,1 m³ Boom: 8,0 m	9,0 m	kg *8.380	*8.380										
	7,5 m	kg *8.470	*8.470	*12.740	*12.740								
	6,0 m	kg *8.800	*8.800	*13.940	*13.940	*16.100	*16.100						
	4,5 m	kg *9.370	8.530	*15.450	14.120	*18.760	*18.760	*25.200	*25.200				
	3,0 m	kg *10.220	8.060	16.870	13.400	*21.270	18.130	*27.400	25.700				
	1,5 m	kg 10.210	7.880	16.300	12.740	21.920	17.070	*28.670	24.020				
	0,0 m	kg 10.390	7.990	15.760	12.230	21.140	16.340	*27.920	23.180	*15.140	*15.140		
	-1,5 m	kg 11.000	8.460	15.430	11.920	20.720	15.950	*30.190	22.920	*14.280	*14.280	*14.140	*14.140
	-3,0 m	kg 12.230	9.420	15.330	11.830	20.650	15.880	*29.270	23.110	*24.400	*24.400	*16.040	*16.040
	-4,5 m	kg 14.560	11.260	15.550	12.030	*20.760	16.140	*26.750	23.530	*33.830	*33.830	*26.000	*26.000
-6,0 m	kg *16.050	15.130			*17.680	*16.460	*22.580	*22.580	*28.240	*28.240			
<b>Heavy Lift: OFF</b>  2,9 m  4,0 m³ Boom: 7,1 m	9,0 m	kg *12.620	*12.620										
	7,5 m	kg *12.320	*12.320	*12.330	*12.330								
	6,0 m	kg *12.310	11.260	*12.630	*12.630	*14.150	*14.150						
	4,5 m	kg *12.490	10.040	*13.520	13.080	*16.040	*16.040	*20.780	*20.780	*29.030	*29.030		
	3,0 m	kg 12.260	9.410	*14.570	12.400	*18.010	17.350	*23.540	*23.540				
	1,5 m	kg 12.120	9.240	15.380	11.810	*19.460	16.410	*26.430	23.780				
	0,0 m	kg 12.560	9.550	15.060	11.510	*20.040	15.770	*26.730	22.930	*28.630	*28.630		
	-1,5 m	kg 13.770	10.490	14.900	11.360	*19.820	15.470	*26.110	22.650	*30.390	*30.390	*23.870	*23.870
	-3,0 m	kg *14.560	12.470			*18.280	15.540	*24.040	*22.790	*31.560	*31.560	*29.820	*29.820
	-4,5 m	kg *14.570	*14.570			*13.250	*13.250	*19.920	*19.920	*25.990	*25.990		
-6,0 m	kg												
<b>Heavy Lift: ON</b>  2,9 m  4,0 m³ Boom: 7,1 m	9,0 m	kg *14.430	*14.430										
	7,5 m	kg *14.130	13.350	*14.230	14.010								
	6,0 m	kg *14.260	11.260	*14.590	13.690	*16.230	*16.230						
	4,5 m	kg 12.980	10.040	*15.620	13.080	*18.400	18.340	*23.660	*23.660	*32.850	*32.850		
	3,0 m	kg 12.260	9.410	16.000	12.400	*20.660	17.350	*26.800	25.380				
	1,5 m	kg 12.120	9.240	15.380	11.810	21.290	16.410	*30.140	23.780				
	0,0 m	kg 12.560	9.550	15.060	11.510	20.610	15.770	30.360	22.930	*31.360	*31.360		
	-1,5 m	kg 13.770	10.490	14.900	11.360	20.290	15.470	*29.830	22.650	*33.780	*33.780	*26.480	*26.480
	-3,0 m	kg 16.300	12.470			20.370	15.540	*27.560	22.860	*36.040	*36.040	*33.160	*33.160
	-4,5 m	kg *17.000	16.820			*15.530	*15.530	*23.000	*23.000	*29.880	*29.880		
-6,0 m	kg												

\* Load is limited by hydraulic capacity rather than tipping.  
 Ratings are based on SAE Standard No. J1097.  
 Rated loads do not exceed 87% of hydraulic lift capacity or 75% of tipping load.

# Lifting Capacity

## PC800LC-8



A – Reach from swing centre

B – Bucket hook height

C – Lifting capacities

– Rating over front

– Rating over side

– Rating at maximum reach

With 810 mm shoes

Arm length	A		9,0 m		7,5 m		6,0 m		4,5 m		3,0 m			
	B													
<b>Heavy Lift: OFF</b>   Boom: 8,0 m	9,0 m	kg	*7.390	*7.390										
	7,5 m	kg	*7.480	*7.480	*11.120	*11.120								
	6,0 m	kg	*7.780	*7.780	*12.160	*12.160	*14.140	*14.140						
	4,5 m	kg	*8.300	*8.300	*13.470	*13.470	*16.450	*16.450	*22.230	*22.230				
	3,0 m	kg	*9.070	8.480	*14.790	13.990	*18.640	18.460	*24.140	*24.140				
	1,5 m	kg	*10.200	8.300	*15.840	13.330	*20.140	17.820	*25.830	25.030				
	0,0 m	kg	*11.870	8.420	*16.420	12.820	*20.740	17.090	*25.150	24.200	*13.570	*13.570		
	-1,5 m	kg	*12.430	8.910	*16.490	12.500	*20.720	16.690	*26.920	23.940	*12.680	*12.680	*12.660	*12.660
	-3,0 m	kg	*12.970	9.910	*16.000	12.410	*20.080	16.630	*25.650	*24.130	*21.930	*21.930	*14.290	*14.290
	-4,5 m	kg	*13.500	11.820	*14.480	12.620	*18.470	16.880	*23.360	*23.360	*29.600	*29.600	*23.400	*23.400
-6,0 m	kg	*13.810	*13.810			*15.270	*15.270	*19.600	*19.600	*24.550	*24.550			
<b>Heavy Lift: ON</b>   Boom: 8,0 m	9,0 m	kg	*8.380	*8.380										
	7,5 m	kg	*8.470	*8.470	*12.740	*12.740								
	6,0 m	kg	*8.800	*8.800	*13.940	*13.940	*16.100	*16.100						
	4,5 m	kg	*9.370	8.950	*15.450	14.700	*18.760	*18.760	*25.200	*25.200				
	3,0 m	kg	*10.220	8.480	*16.960	13.990	*21.270	18.870	*27.400	26.710				
	1,5 m	kg	*11.460	8.300	*18.170	13.330	*22.990	17.820	*28.670	25.030				
	0,0 m	kg	12.950	8.420	*18.850	12.820	*23.700	17.090	*27.920	24.200	*15.140	*15.140		
	-1,5 m	kg	13.720	8.910	*18.940	12.500	*23.690	16.690	*30.670	23.940	*14.280	*14.280	*14.140	*14.140
	-3,0 m	kg	*15.030	9.910	*18.420	12.410	*23.010	16.630	*29.270	24.130	*24.400	*24.400	*16.040	*16.040
	-4,5 m	kg	*15.640	11.820	*16.750	12.620	*21.230	16.880	*26.750	*24.520	*33.830	*33.830	*26.000	*26.000
-6,0 m	kg	*16.050	15.830			*17.680	*17.210	*22.580	*22.580	*28.240	*28.240			
<b>Heavy Lift: OFF</b>   Boom: 7,1 m	9,0 m	kg	*12.620	*12.620										
	7,5 m	kg	*12.320	*12.320	*12.330	*12.330								
	6,0 m	kg	*12.310	11.780	*12.630	*12.630	*14.150	*14.150						
	4,5 m	kg	*12.490	10.540	*13.520	*13.520	*16.040	*16.040	*20.780	*20.780	*29.030	*29.030		
	3,0 m	kg	*12.780	9.900	*14.570	12.990	*18.010	17.860	*23.540	*23.540				
	1,5 m	kg	*13.180	9.730	*15.410	12.400	*19.460	17.150	*26.430	24.800				
	0,0 m	kg	*13.650	10.070	*15.810	12.100	*20.040	16.510	*26.730	23.950	*28.630	*28.630		
	-1,5 m	kg	*14.140	11.040	*15.330	11.950	*19.820	16.220	*26.110	23.660	*30.390	*30.390	*23.870	*23.870
	-3,0 m	kg	*14.560	13.090			*18.280	16.280	*24.040	*23.810	*31.560	*31.560	*29.820	*29.820
	-4,5 m	kg	*14.570	*14.570			*13.250	*13.250	*19.920	*19.920	*25.990	*25.990		
-6,0 m	kg													
<b>Heavy Lift: ON</b>   Boom: 7,1 m	9,0 m	kg	*14.430	*14.430										
	7,5 m	kg	*14.130	13.920	*14.230	*14.230								
	6,0 m	kg	*14.260	11.780	*14.590	14.280	*16.230	*16.230						
	4,5 m	kg	*14.480	10.540	*15.620	13.670	*18.400	*18.400	*23.660	*23.660	*32.850	*32.850		
	3,0 m	kg	*14.840	9.900	*16.820	12.990	*20.660	18.090	*26.800	26.400				
	1,5 m	kg	15.190	9.730	*17.790	12.400	*22.320	17.150	*30.140	24.800				
	0,0 m	kg	15.770	10.070	*18.260	12.100	*22.990	16.510	*30.480	23.950	*31.360	*31.360		
	-1,5 m	kg	*16.420	11.040	*17.750	11.950	*22.780	16.220	*29.830	23.660	*33.780	*33.780	*26.480	*26.480
	-3,0 m	kg	*16.920	13.090			*21.090	16.280	*27.560	23.880	*36.040	*36.040	*33.160	*33.160
	-4,5 m	kg	*17.000	*17.000			*15.530	*15.530	*23.000	*23.000	*29.880	*29.880		
-6,0 m	kg													

\* Load is limited by hydraulic capacity rather than tipping.  
 Ratings are based on SAE Standard No. J1097.  
 Rated loads do not exceed 87% of hydraulic lift capacity or 75% of tipping load.



# Hydraulic Excavator

## PC800-8/LC-8

### Standard and Optional Equipment

#### ENGINE

Komatsu SAA6D140E-5, 370 kW turbocharged common rail direct injection diesel engine, EU Stage IIIA compliant	●
Radiator & oil cooler with fly net	●
Automatic engine warm-up system	●
Engine overheat prevention system	●
Cooling fan: remote hydraulically driven variable speed, reversible	●
Auto-deceleration function	●
Engine ignition can be password secured on request	●
Alternator 24 V/90 A	●
Starter motor 24 V/11 kW	●
Batteries 2 × 12 V/240 Ah	●

#### HYDRAULIC SYSTEM

Electronic Open-centre load sensing (E-OLSS) hydraulic system	●
Pump and engine mutual control (PEMC) system	●
Working mode selection system (power mode, economy mode)	●
In-line filter for hydraulics	●
Adjustable PPC wrist control levers with 3 button controls for arm, boom, bucket and swing	●
Heavy lift mode	●
2 mode boom control	●
Additional hydraulic function (preparation), double acting (2 way flow) only (not with boom and arm safety valves)	○

#### UNDERCARRIAGE

Track frame undercovers	●
Track roller guards (1 per side)	●
LC undercarriage	○
610, 710, 810, 910, 1.010, 1.110 mm wide double grouser shoes	○
Extra additional track roller guard	○
Full length track roller guards	○

#### CABIN

Reinforced safety SpaceCab™; highly pressurised and tightly sealed hyper viscous mounted cab with tinted safety glass windows, large roof window with sun shade, one piece, fixed laminated front window, front window wiper with intermittent feature, sun roller blind, cigarette lighter, ashtray, luggage shelf, floor mat	●
Heated, high back air suspension seat with lumbar support, height adjustable arm rests and retractable seat belt	●
Automatic climate control system	●
12 Volt power supply	●
Radio	●
Lower wiper	○
Rain visor (not with OPG)	○

#### SERVICE AND MAINTENANCE

Automatic fuel line de-aeration	●
Double element type air cleaner with dust indicator and auto dust evacuator	●
KOMTRAX™ - Komatsu wireless monitoring system	●
Multi-function video compatible colour monitor with Equipment Management and Monitoring System (EMMS) and efficiency guidance	●
Toolkit and spare parts for first service	●

#### WORK EQUIPMENT

7,1 m mono boom	○
8,0 m mono boom	○
2,9 m; 3,6 m arms	○
Komatsu buckets	○

#### SAFETY EQUIPMENT

Lockable fuel cap and covers	●
Audible travel alarm	●
Machine cab handrails and catwalk	●
Step light with timer	●
Battery main switch	●
Rear view camera system	●
Boom safety valves (not with additional hydraulic function)	○
Arm safety valves (only with boom safety valves)	○
OPG Level II front guard (FOPS)	○
OPG Level II top guard (FOPS)	○

#### DRIVES AND BRAKES

Hydrostatic, 2-speed travel system with automatic shift and planetary triple reduction final drives, and hydraulic travel and oil disc parking brakes	●
PPC control levers and pedals for steering and travel	●

#### LIGHTING SYSTEM

Working lights: 2 cab roof (front), 1 boom, 2 revolving frame, beacon	●
---	---

#### OTHER EQUIPMENT

Remote greasing for swing circle and pins	●
Standard colour scheme and decals	●
Parts book and operator manual	●
Biodegradable oil for hydraulic system	○

Further equipment on request

- standard equipment
- optional equipment

Your Komatsu partner:

# KOMATSU

**Komatsu Europe International NV**  
 Mechelsesteenweg 586  
 B-1800 VILVOORDE (BELGIUM)  
 Tel. +32-2-255 24 11  
 Fax +32-2-252 19 81  
[www.komatsu.eu](http://www.komatsu.eu)

UESS11806 11/2012

Materials and specifications are subject to change without notice.  
**KOMATSU** is a trademark of Komatsu Ltd. Japan.